


Ultra High Precision Bulk Metal® Z-Foil Extended Value Range Resistor, with TCR of 0.2 ppm/°C, PCR of 5 ppm Rated Power, Tolerance to 0.005 %, and Power Rated at 0.6 W



Any value available within resistance range

The Z-foil technology provides a significant reduction of the resistive component's sensitivity to ambient temperature variations (TCR) and applied power changes (PCR).

Designers can now guarantee a high degree of stability and accuracy in fixed-resistor applications using solutions based on Vishay's revolutionary Z-foil technology.

The E102Z (0.150" lead spacing) and E102JZ (0.200" lead spacing) extends the range of the ultra high precision Z201 and Z201L.

Our application engineering department is available to advise and to make recommendations. For non-standard technical requirements and special applications, please contact us.

FEATURES

- Temperature coefficient of resistance (TCR):
- 55 °C to + 125 °C, + 25 °C ref.
0.2 ppm/°C typical
- Rated power: to 0.3 W at + 125 °C, 0.6 W at + 70 °C
- Tolerance: ± 0.005 %
- Load life stability: to ± 0.005 % at 70 °C, 2000 h at rated power
- Resistance range: 100 kΩ to 250 kΩ (higher and lower values of resistance are available)
- Electrostatic discharge (ESD) above 25 000 V
- Non inductive, non capacitive design
- Rise time: 1 ns without ringing
- Current noise: < - 40 dB
- Thermal EMF: 0.05 μV/°C typical
- Voltage coefficient < 0.1 ppm/V
- Low inductance: < 0.08 μH typical
- Non hot spot design
- Terminal finishes available: lead (Pb)-free tin/lead alloy
- Matched sets are available on request (TCR tracking: to 0.5 ppm/°C)

FIGURE 1 - TYPICAL TCR CURVE Z-FOIL

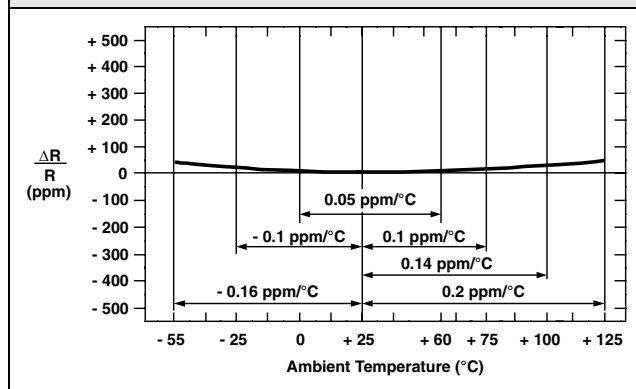


FIGURE 2 - POWER DERATING CURVE

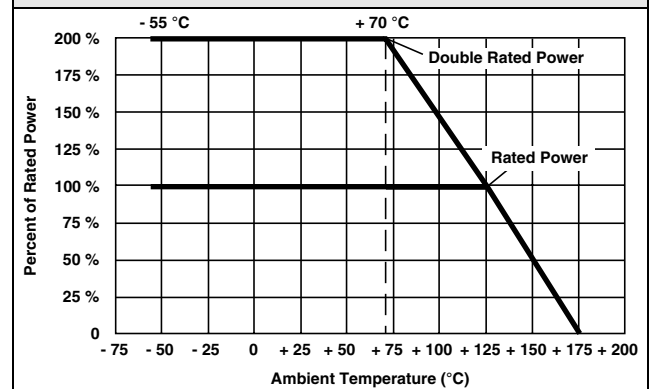


TABLE 1 - E102Z SPECIFICATIONS

Temperature Coefficient of Resistance (TCR) - 55 °C to + 125 °C, + 25 °C ref.	0.2 ppm/°C typical, 0.8 ppm/°C maximum
Stability Load life at 2000 h Load life at 10 000 h	± 0.005 % maximum ΔR at 0.1 W/+ 70 °C ± 0.015 % maximum ΔR at 0.3 W/+ 125 °C ± 0.01 % maximum ΔR at 0.05 W/+ 125 °C ± 0.05 % maximum ΔR at 0.3 W/+ 125 °C
Current Noise	< - 40 dB
High Frequency Operation Rise time Inductance (L) Capacitance (C)	1.0 ns 0.1 μH maximum; 0.08 μH typical 1.0 pF maximum; 0.5 pF typical
Voltage Coefficient	< 0.1 ppm/V
Thermal EMF	0.1 μV/°C maximum; 0.05 μV/°C typical

Vishay Foil Resistors Ultra High Precision Bulk Metal® Z-Foil Extended Value Range Resistor, with TCR of $0.2 \text{ ppm}/^\circ\text{C}$, PCR of 5 ppm Rated Power, Tolerance to 0.005% , and Power Rated at 0.6 W

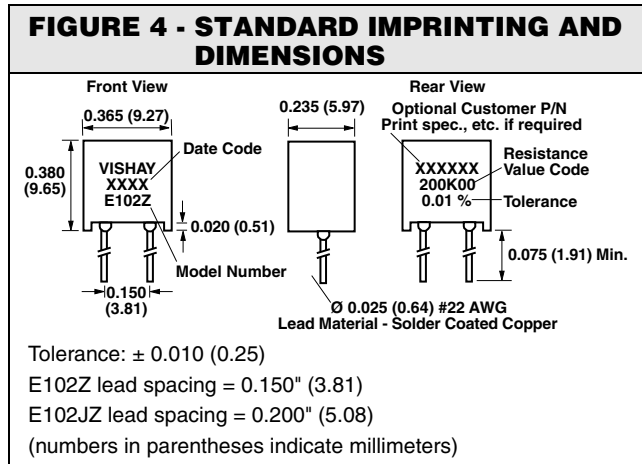
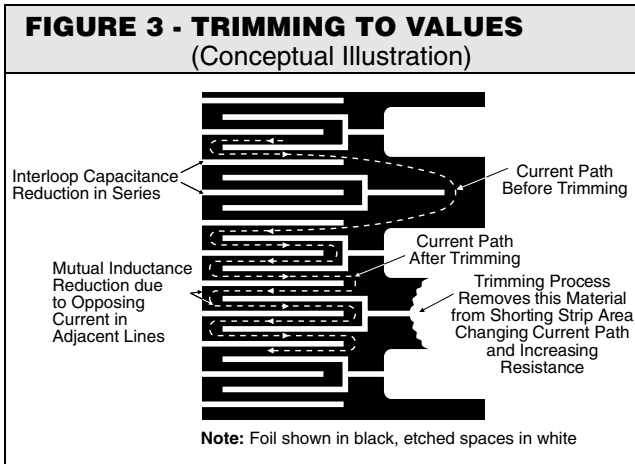


TABLE 2 - GLOBAL PART NUMBER INFORMATION

NEW GLOBAL PART NUMBER: Y1183150K00T9L (preferred part number format)

DENOTES PRECISION Y	VALUE K = kΩ	AER*
Y 1 1 8 3	1 5 0 K 0 0 0	0 = standard part, tin/lead termination 9 = standard part, lead (Pb)-free termination 1 - 999 = custom
PRODUCT CODE 1183 = E102Z 1182 = E102JZ	RESISTANCE TOLERANCE V = $\pm 0.005 \%$ T = $\pm 0.01 \%$ Q = $\pm 0.02 \%$ A = $\pm 0.05 \%$ B = $\pm 0.1 \%$ C = $\pm 0.25 \%$ D = $\pm 0.5 \%$ F = $\pm 1.0 \%$	PACKAGING L = bulk pack

FOR EXAMPLE: ABOVE GLOBAL ORDER Y1183 150K000 T 9 L:

TYPE: E102Z
VALUE: 150.0 kΩ
ABSOLUTE TOLERANCE: $\pm 0.01 \%$
TERMINATION: lead (Pb)-free
PACKAGING: bulk pack

HISTORICAL PART NUMBER: E102Z T 150K00 T B (will continue to be used)

E102Z	T	150K00	T	B
MODEL	TERMINATION	OHMIC VALUE	RESISTANCE TOLERANCE	PACKAGING
E102Z E102JZ	T = lead (Pb)-free None = tin/lead alloy	150K00 = 150.0 kΩ	V = $\pm 0.005 \%$ T = $\pm 0.01 \%$ Q = $\pm 0.02 \%$ A = $\pm 0.05 \%$ B = $\pm 0.1 \%$ C = $\pm 0.25 \%$ D = $\pm 0.5 \%$ F = $\pm 1.0 \%$	B = bulk pack

Note

* Application engineering release: for non-standard requests, please contact application engineering.



Disclaimer

All product specifications and data are subject to change without notice.

Vishay Intertechnology, Inc., its affiliates, agents, and employees, and all persons acting on its or their behalf (collectively, "Vishay"), disclaim any and all liability for any errors, inaccuracies or incompleteness contained herein or in any other disclosure relating to any product.

Vishay disclaims any and all liability arising out of the use or application of any product described herein or of any information provided herein to the maximum extent permitted by law. The product specifications do not expand or otherwise modify Vishay's terms and conditions of purchase, including but not limited to the warranty expressed therein, which apply to these products.

No license, express or implied, by estoppel or otherwise, to any intellectual property rights is granted by this document or by any conduct of Vishay.

The products shown herein are not designed for use in medical, life-saving, or life-sustaining applications unless otherwise expressly indicated. Customers using or selling Vishay products not expressly indicated for use in such applications do so entirely at their own risk and agree to fully indemnify Vishay for any damages arising or resulting from such use or sale. Please contact authorized Vishay personnel to obtain written terms and conditions regarding products designed for such applications.

Product names and markings noted herein may be trademarks of their respective owners.